



# GUJCOT TRADE ASSOCIATION

**WEEKLY REPORT      04-Oct-2025**

## **Market Movement from 29th Sep 2025 to 04th Oct 2025.**

- During this week, NY October expired, and NY December became the lead month. December lost the long-term psychological support of 66 cents and even dipped below 65 cents intraday, though it managed to close back above 65 cents. Weak demand, the U.S. federal shutdown, and speculative selling pushed the market lower. Ultimately, NY December closed with a weekly loss of 110 points.
- This week, the U.S. Export Sales report was unavailable as it was not released owing to the U.S. Government shutdown.
- This week, Gujcot Spot Rate remained steady at ₹54,850 on Monday and Tuesday, before softening to ₹54,150 on Wednesday. The market showed slight recovery on Thursday at ₹54,350, but eased again to ₹54,300 on Friday. On Saturday, the spot rate stood at ₹54,300, closing the week within a relatively narrow trading range and reflecting cautious sentiment in the domestic cotton market.



# GUJCOT TRADE ASSOCIATION

WEEKLY REPORT      04-Oct-2025

- In India, daily arrivals remain around 35,000 bales, while prices are stable and nearly unchanged across the country.
- During this week, the Indian basis remained between 12.29 and 13.32.
- All India sowing has reached 109.980 lakh hectares, out of which Gujarat contributed 20.816 lakh hectares.
- However, in some areas, rainfall is still continuing, which has damaged the ready-to-harvest crops. The final impact will only be known after the monsoon completely withdraws.
- This week, the USD-INR exchange rate remained largely steady with minor fluctuations. It opened at 88.76 on Monday, moved slightly up to 88.79 on Tuesday, eased to 88.69 on both Wednesday and Thursday, and closed the week at 88.77 on Friday, reflecting a narrow trading range and overall stability in the currency market.
- **Hope for best**



# GUJCOT TRADE ASSOCIATION

WEEKLY REPORT      04-Oct-2025

## Gujarat District wise Cotton Sowing

Gujarat Districtwise Cotton Sowing Till 29-September-2025			
<b>Kutch</b>	<b>778</b>	<b>Saurashtra</b>	<b>14,795</b>
Kutch	778	Surendranagar	3,837
		Rajkot	1,186
<b>North Gujarat</b>	<b>1,690</b>	Jamnagar	869
Banarsakantha	191	Porbandar	41
Patan	436	Junagadh	303
Mehsana	278	Amreli	2,663
Sabarkantha	422	Bhavnagar	2,120
Gandhinagar	174	Morbi	2,081
Aravali	189	Botad	1,531
		Gir Somnath	114
<b>Middle Gujarat</b>	<b>2,056</b>	Devbhumi Dwarka	50
Ahmedabad	397		
Anand	5	<b>South Gujarat</b>	<b>1,498</b>
Kheda	170	Surat	24
Panchmahal	86	Narmada	485
Dahod	7	Bharuch	880
Vadodara	524	Dang	0
Mahisagar	85	Navsari	0
Chota Udaipur	781	Valsad	0
		Tapi	108
<b>TOTAL</b>			<b>20,816</b>
<b>TOTAL (Last Year)</b>			<b>23,681</b>
SUMMARY			
Zone	2025-26	2024-25	Change
Kutch	778	748	30
North Gujarat	1,690	1,933	-243
Middle Gujarat	2,056	2,804	-748
Saurashtra	14,795	16,652	-1,857
South Gujarat	1,498	1,545	-47
<b>TOTAL</b>	<b>20,816</b>	<b>23,681</b>	<b>-2,865</b>
All Figures in '00 Hectares			
Source :- Agriculture, Farmers Welfare and Co-operation Department Government of Gujarat			



# GUJCOT TRADE ASSOCIATION

## WEEKLY REPORT 04-Oct-2025

### All India Cotton Sowing

All India Cotton Sowing				
As on 04-10-2025				
STATE	(Area in Lakh Hectare)			
	2025-26	2024-25	Change	
Punjab	1.200	1.000	0.200	20.00%
Haryana	4.000	4.760	-0.760	-15.97%
Rajasthan	6.288	5.195	1.093	21.04%
<b>North India</b>	<b>11.488</b>	<b>10.955</b>	<b>0.533</b>	<b>4.87%</b>
Gujarat	20.816	23.666	-2.850	-12.04%
Maharashtra	38.451	40.860	-2.409	-5.90%
Madhya Pradesh	5.700	6.149	-0.449	-7.30%
<b>Central India</b>	<b>64.967</b>	<b>70.675</b>	<b>-5.708</b>	<b>-8.08%</b>
Telangana	18.594	17.709	0.885	5.00%
Andra Pradesh	4.400	3.890	0.510	13.11%
Karnataka	7.499	6.840	0.659	9.63%
<b>South Zone</b>	<b>30.493</b>	<b>28.439</b>	<b>2.054</b>	<b>7.22%</b>
Tamil Nadu	3.032	2.877	0.155	5.39%
Orissa				
Others				
<b>All India</b>	<b>109.980</b>	<b>112.947</b>	<b>-2.967</b>	<b>-2.63%</b>



# GUJCOT TRADE ASSOCIATION

## WEEKLY REPORT      04-Oct-2025

Gujarat Spot Rate Weekly Changes						
Variety	Staple Length	Mic.	27-09-2025	04-10-2025	Change	Change (in Per.)
					W/W	W/W
Shankar 6	29mm	3.8	54,850	54,300	-550	-1.01%
V-797	13% Trash		38,700	38,900	200	0.51%
MCX Spot Rate			26,303	26,090	-213	-0.82%
USD-INR Exchange			88.72	88.77	0.05	0.06%

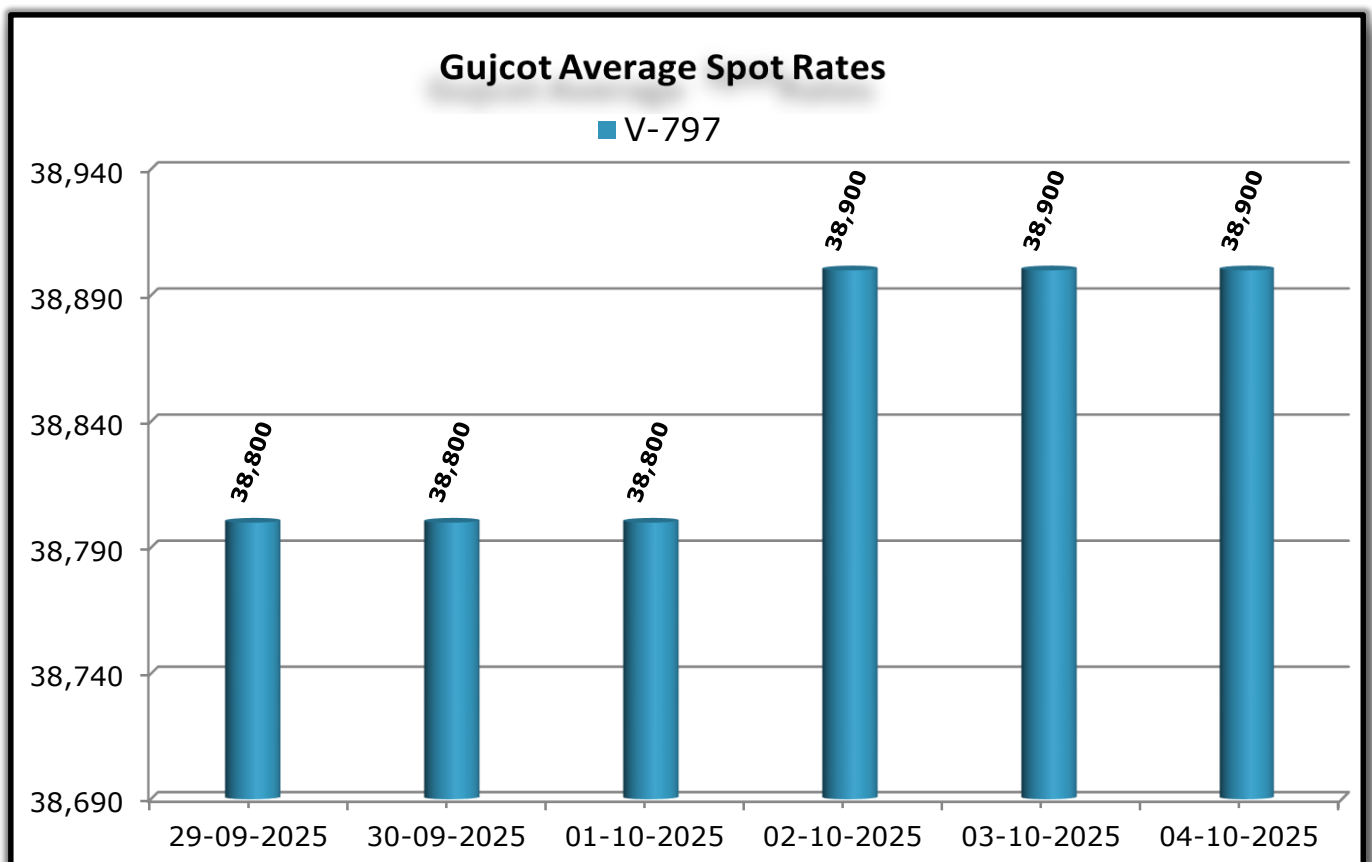
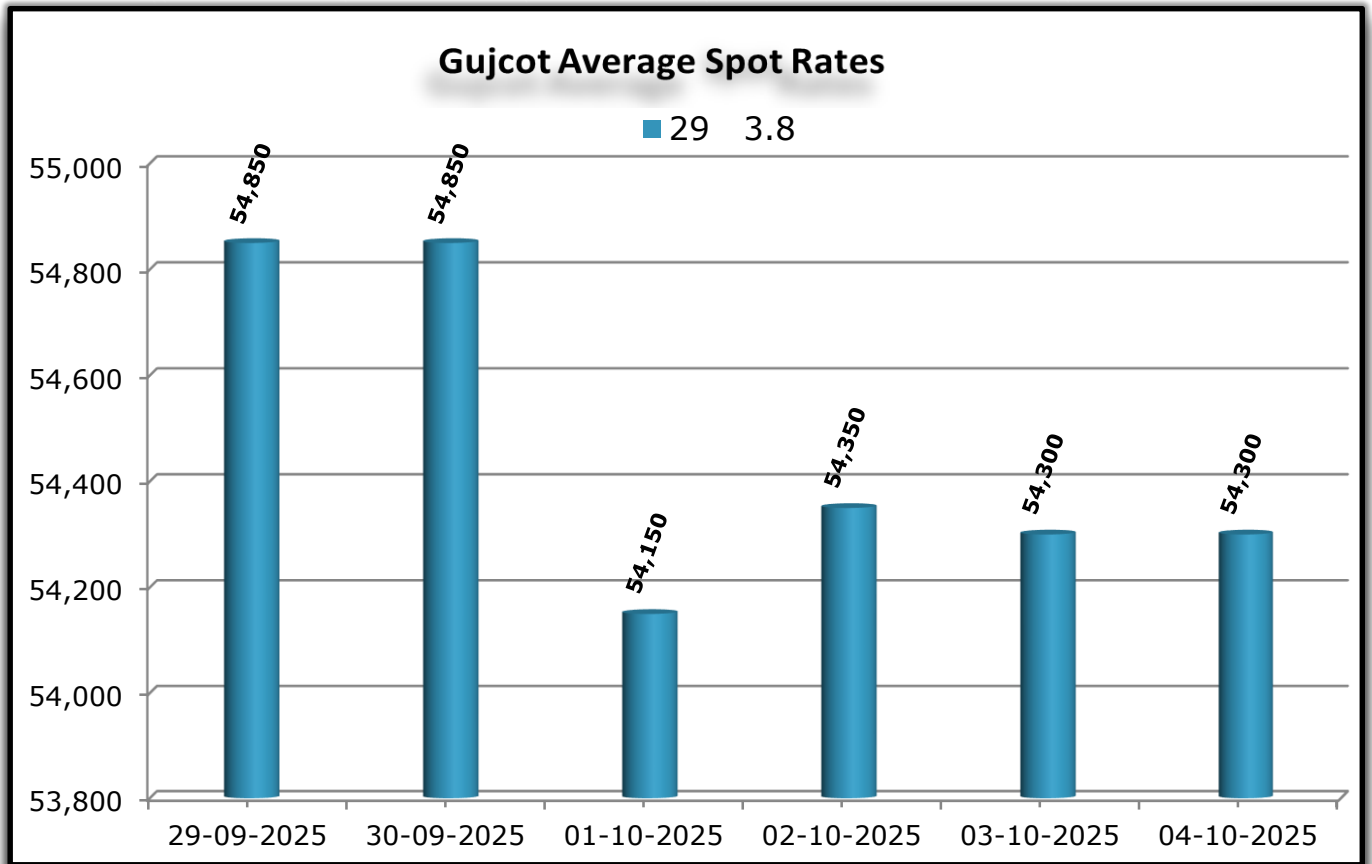
Average Rate of Last week					
Variety	Staple Length	Mic.	Price Range		Average Of 6 Days
			Low	High	
Shankar 6	29	3.8	54,150	54,850	54,467
Shankar 6	28.5	3.7	No Quote	No Quote	No Quote
Shankar 6	28	3.6	No Quote	No Quote	No Quote
Shankar 6	27	3.2	No Quote	No Quote	No Quote
Shankar 6	26	3.0	No Quote	No Quote	No Quote
V-797	13% Trash		38,800	38,900	38,850
MCX Spot Rate			26,090	26,284	26,193
USD Exchange Rate			88.69	88.79	88.75

Rate Of Last Week				
Date	29 3.8	V-797	MCX Spot Rate	USD-INR Exchange
29-09-2025	54,850	38,800	26,284	88.76
30-09-2025	54,850	38,800	26,255	88.79
01-10-2025	54,150	38,800	26,220	88.69
02-10-2025	54,350	38,900	26,220	88.69
03-10-2025	54,300	38,900	26,090	88.77
04-10-2025	54,300	38,900	26,090	88.77



# GUJCOT TRADE ASSOCIATION

WEEKLY REPORT      04-Oct-2025



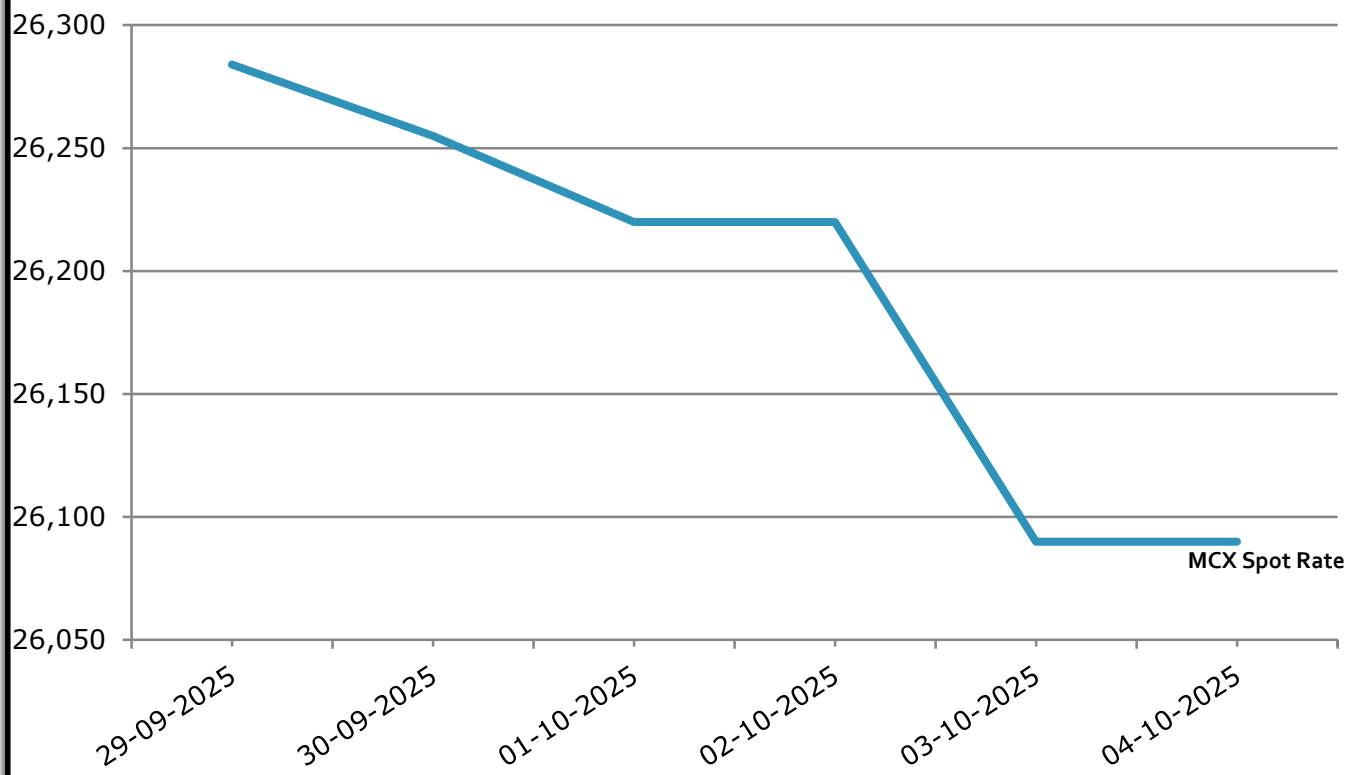




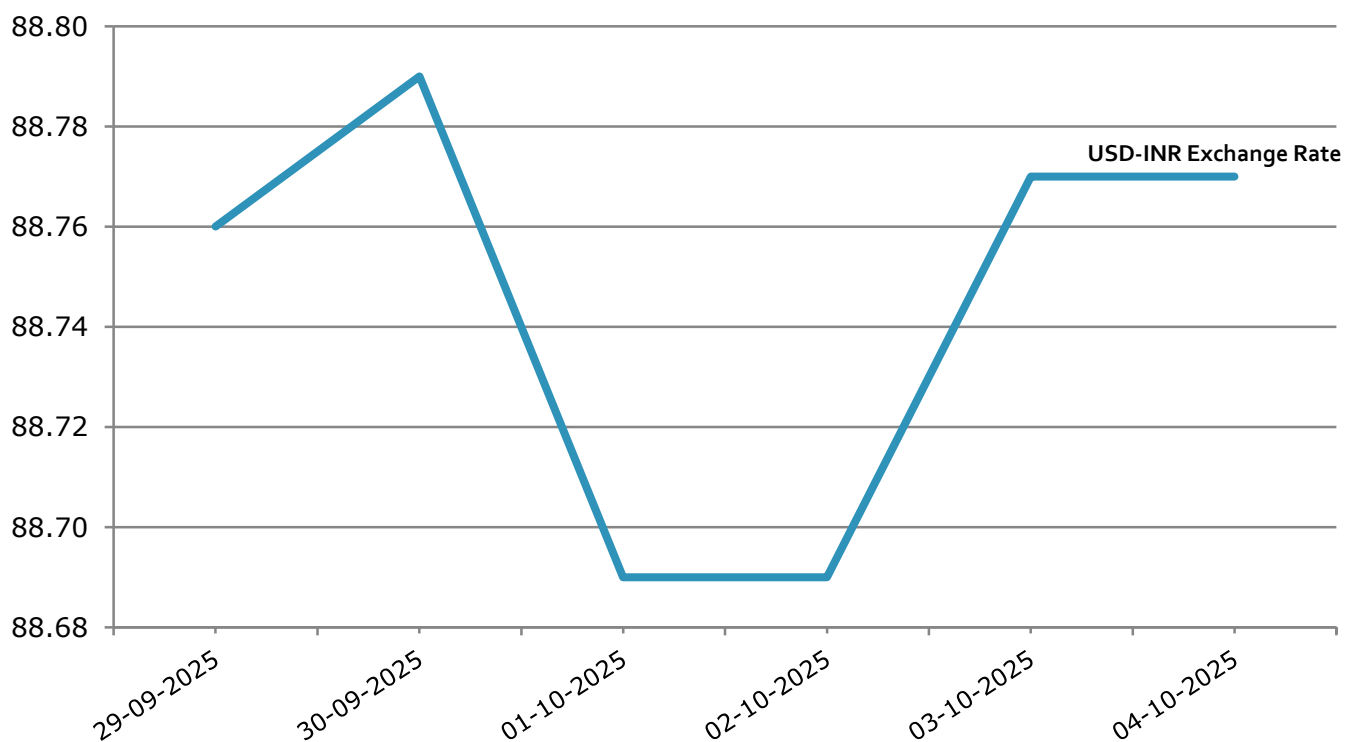
# GUJCOT TRADE ASSOCIATION

WEEKLY REPORT      04-Oct-2025

### MCX Spot Rate Closing Of The Days'



### USD-INR Exchange Rate Closing Of The Days'



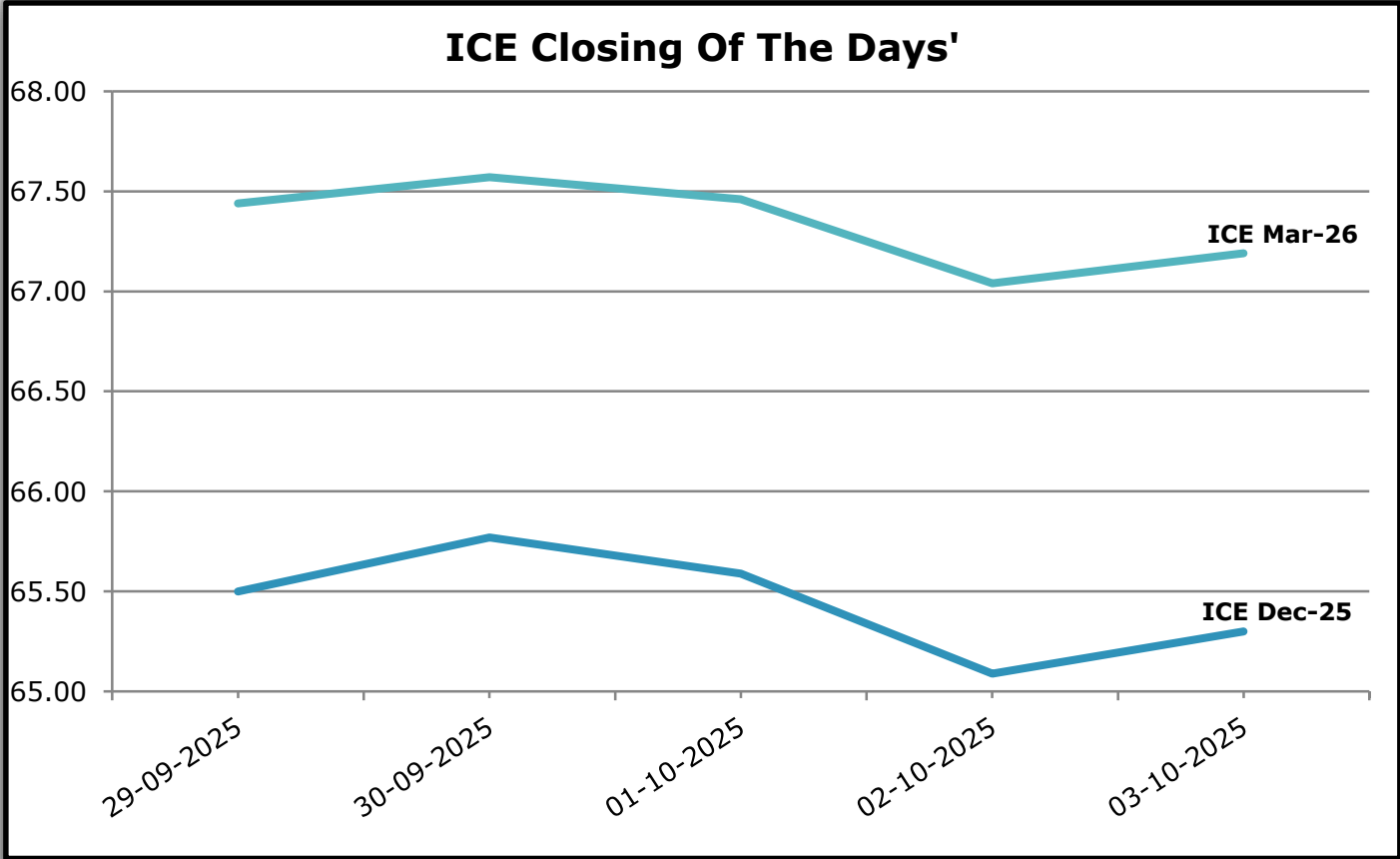
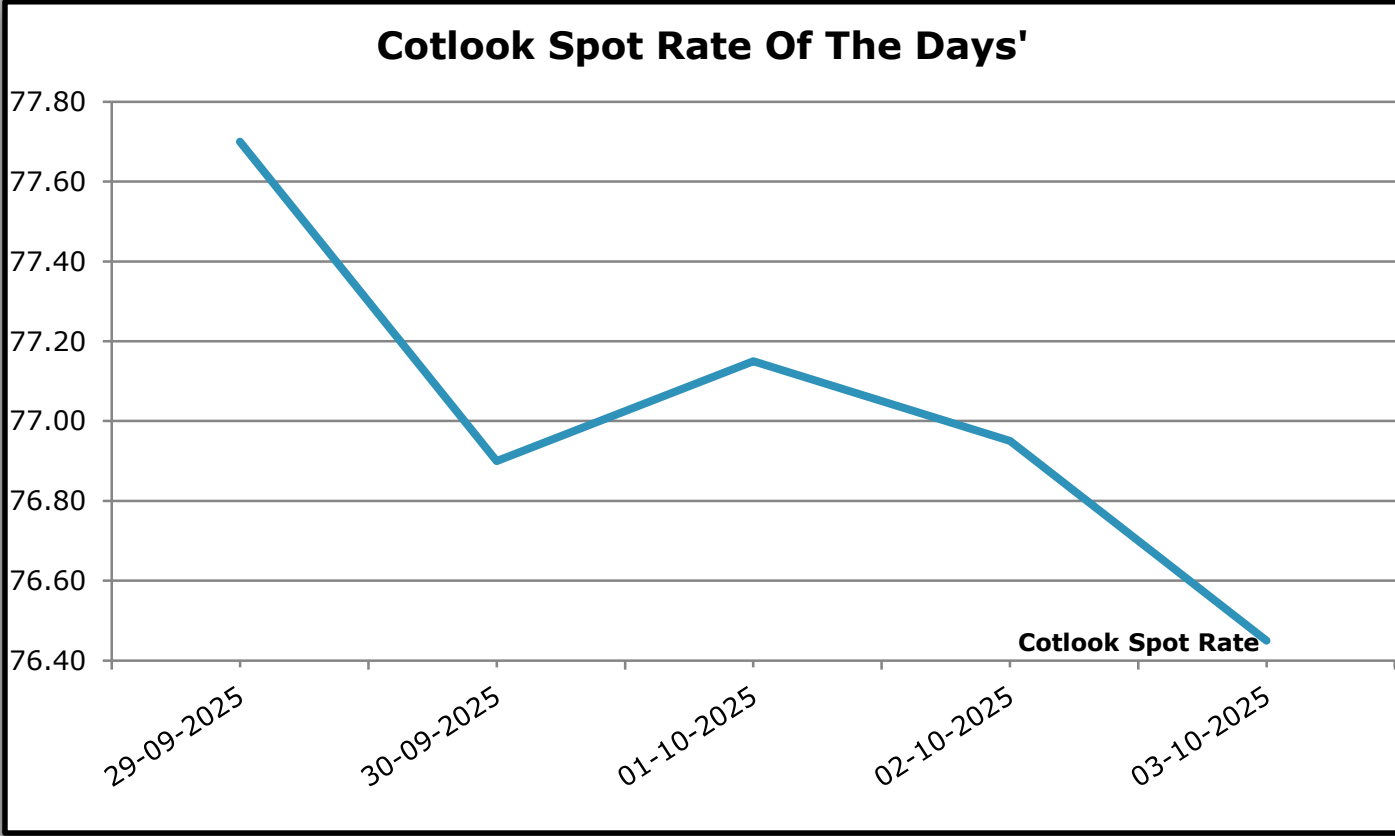


# GUJCOT TRADE ASSOCIATION

## WEEKLY REPORT

### 04-Oct-2025

Foreign Indices			
Date	Cotlook	ICE	
	Spot Rate	Dec-25	Mar-26
29-09-2025	77.70	65.50	67.44
30-09-2025	76.90	65.77	67.57
01-10-2025	77.15	65.59	67.46
02-10-2025	76.95	65.09	67.04
03-10-2025	76.45	65.30	67.19





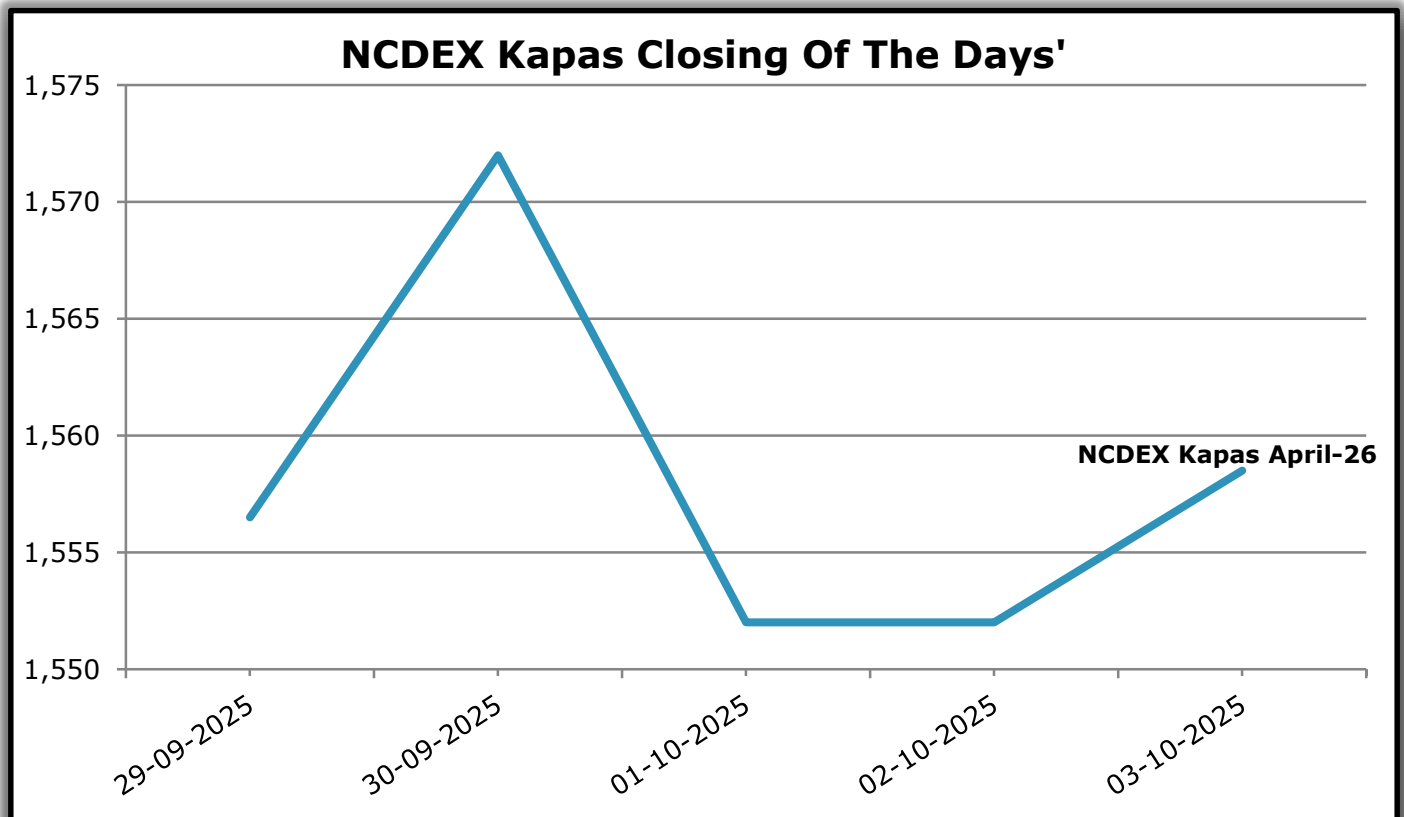


# GUJCOT TRADE ASSOCIATION

WEEKLY REPORT

04-Oct-2025

Indian Indices	
Date	NCDEX Kapas
	April-26
29-09-2025	1,556.50
30-09-2025	1,572.00
01-10-2025	1,552.00
02-10-2025	1,552.00
03-10-2025	1,558.50

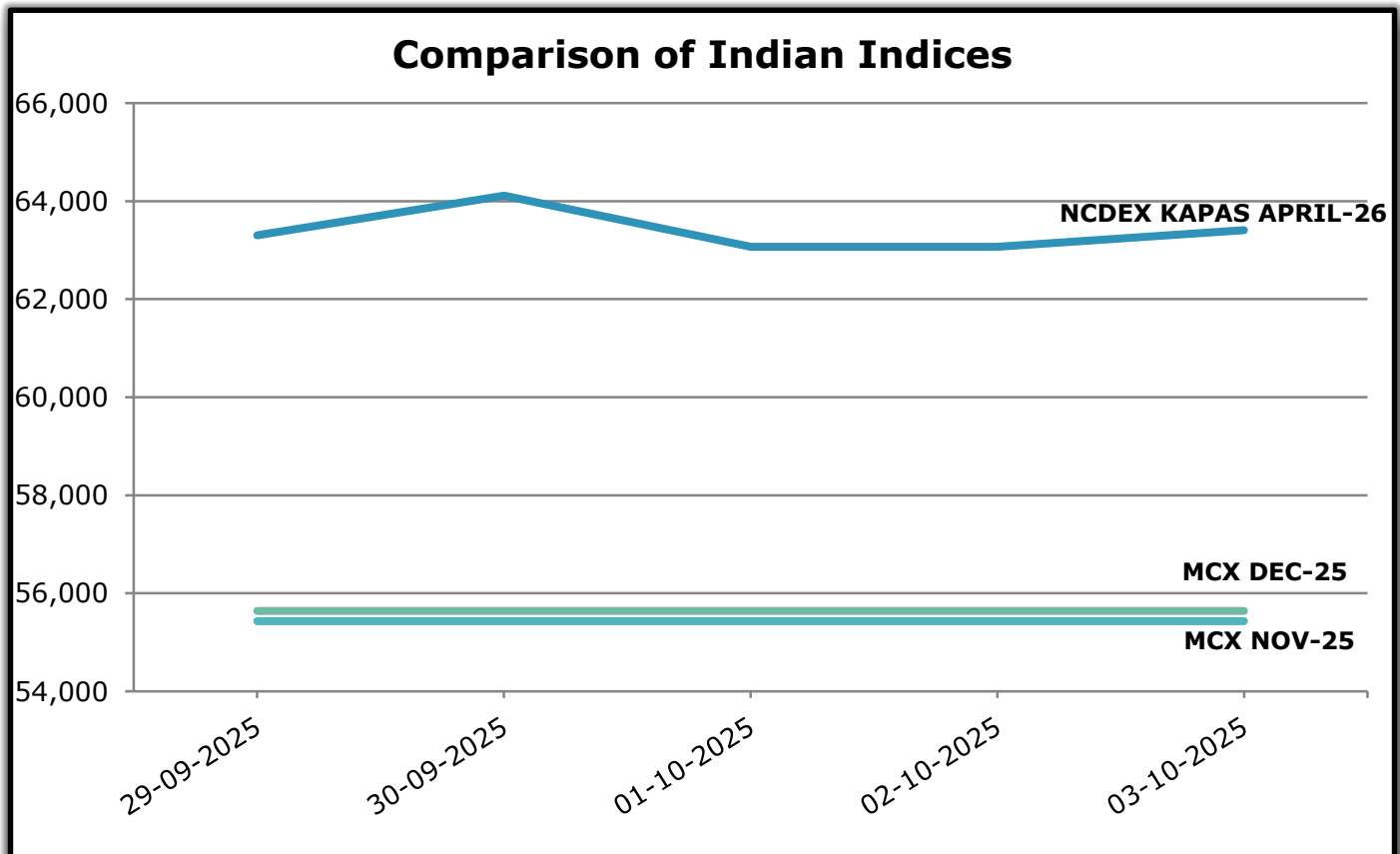




# GUJCOT TRADE ASSOCIATION

WEEKLY REPORT      04-Oct-2025

Indian Indices in Candy Rate			
Date	NCDEX Kapas	MCX	
	April-26	Nov-25	Dec-25
29-09-2025	63,302	55,433	55,642
30-09-2025	64,113	55,433	55,642
01-10-2025	63,067	55,433	55,642
02-10-2025	63,067	55,433	55,642
03-10-2025	63,407	55,433	55,642
Remark :- For NCDEX Kapas we have taken seed rate 600/20 Kg to convert in Candy.			

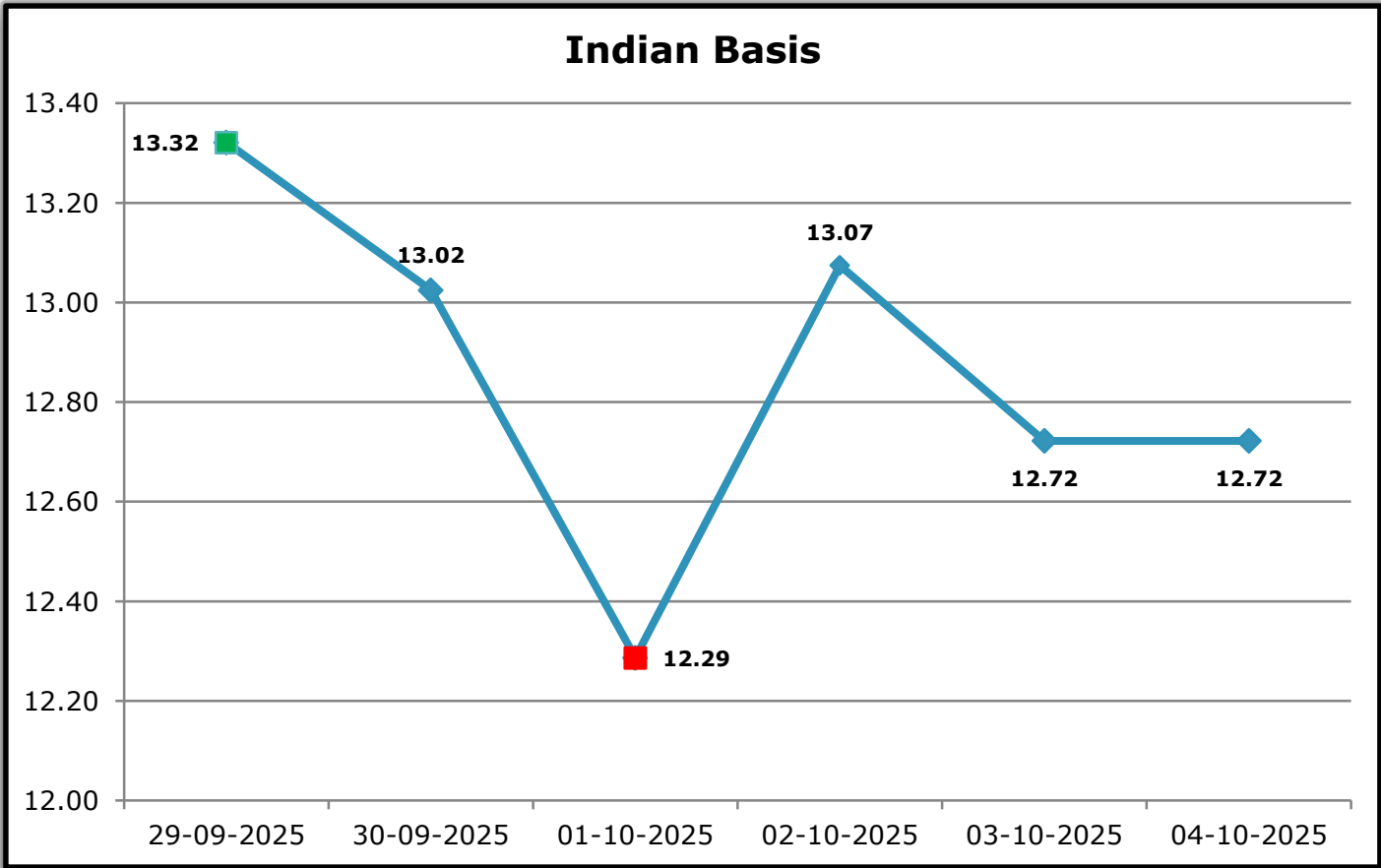




# GUJCOT TRADE ASSOCIATION

## WEEKLY REPORT      04-Oct-2025

Indian Basis					
DATE	29 MM	USD-INR	CENTS/LB	ICE Dec	BASIS
29-09-2025	54,850	88.76	78.82	65.50	13.32
30-09-2025	54,850	88.79	78.79	65.77	13.02
01-10-2025	54,150	88.69	77.88	65.59	12.29
02-10-2025	54,350	88.69	78.16	65.09	13.07
03-10-2025	54,300	88.77	78.02	65.30	12.72
04-10-2025	54,300	88.77	78.02	65.30	12.72





# GUJCOT TRADE ASSOCIATION

## WEEKLY REPORT

04-Oct-2025

### IN THE WEEK AHEAD

- USDA US Weekly Export Report (week ended 09/25), CFTC Cotton On-Call Report (week ended 09/26), and CFTC Commitment of Traders Report (week ended 09/30) are still undetermined due to the U.S. government shutdown.
- On **Thursday, October 9**, the **USDA World Supply/Demand Report** will be released at **12 Noon EST**.

One stop solution for all cotton related reports and information.

Visit <https://www.gujcot.com>. It's updated every day in real time.

You can view

- Gujarat Daily Spot Rate at 5:30 pm and Historical Data
- Gujarat Latest Pressing Report and Historical Data
- Cotton Advisory Board Balance sheet and Area, Production, Yield reports from cotton season 1991-1992 to till date estimate available from Menu->Reports
- All Historical Gujcot Weekly Reports Menu->Reports
- All India Cotton Sowing data
- Gujarat Cotton Sowing District wise Report
- US Export Sales Report
- US Crop Progress Report
- International Cotton Indices and Spot Rates.
- USDA WASDE Report
- ICE Cotton On Call Report
- And All other National & International reports and upcoming events

### Report Sponsors:

Click on Sponsor's Logo to visit Sponsor's Website



### Report prepared by

Kalpesh Patel

Manager

Gujcot Trade Association